


ESALIENS EQUITY FOCUSED CEIF

risk profile



Risk indicator is presented in accordance with the Key Information Document. The indicator is calculated based on the historical volatility of the fund's rates of return resulting from the implemented investment policy and may change in the future. Even the lowest risk category does not mean that the fund is risk-free. Other risk factors related to investing in the fund, which are not included in the indicator, are presented in the Key Information Document, the fund's Articles of Association and the Articles of Incorporation.

investor's profile

The fund is targeted at investors who expect a high rate of return on the capital invested while accepting a high level of risk. Investors should assume an investment horizon of at least several years.

investment process

ESALIENS Equity Focused Closed-End Investment Fund is an opportunity-type fund. Its objective is to generate returns significantly above the broad market level, as measured by the WIG Index in 5-year cycles. The investment policy of the fund assumes that it will invest mainly in stocks listed on the Warsaw Stock Exchange (WSE). The quantitative structure of the portfolio and the percentage weight of each company in the portfolio are determined exclusively on the basis of fundamental analysis and the expected risk-adjusted rate of return. The market capitalization of a company and its index weight are irrelevant in the company selection process, unlike in standard equity funds. The Fund is actively managed.

WIG - Warsaw Stock Exchange Index

investment objective is to be achieved through:

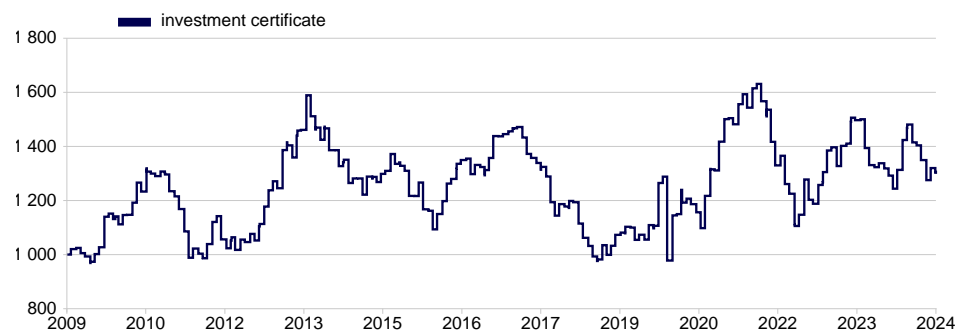
- fundamental analysis (bottom-up style),
- low diversification,
- limits per company - even as high as 20% of total assets,
- top 5 holdings - up to 75% NAV,
- portfolio structure that is totally different than the WIG structure,
- assessments of investment performance in a 5-year or longer cycle.

fund details

| | |
|------------------------------------|---------------------------------|
| Type | equity fund |
| Fund size | PLN 12.4 m |
| | public investment certificates* |
| Launch date | 03 Aug 2009 |
| Management fee | 4.50% |
| ISIN | |
| Certyfikat A | PLLEGMS00019 |
| Certyfikat B | PLLEGMS00043 |
| Certyfikat C | PLLEGMS00159 |
| Certyfikat D | PLLEGMS00365 |
| Certyfikat E | PLLEGMS00472 |
| Valuation interval | miesięczna |
| Value of an investment certificate | PLN 1,310.05 |

*Investment certificate offered by a public offer, approved for trading on a regulated market.

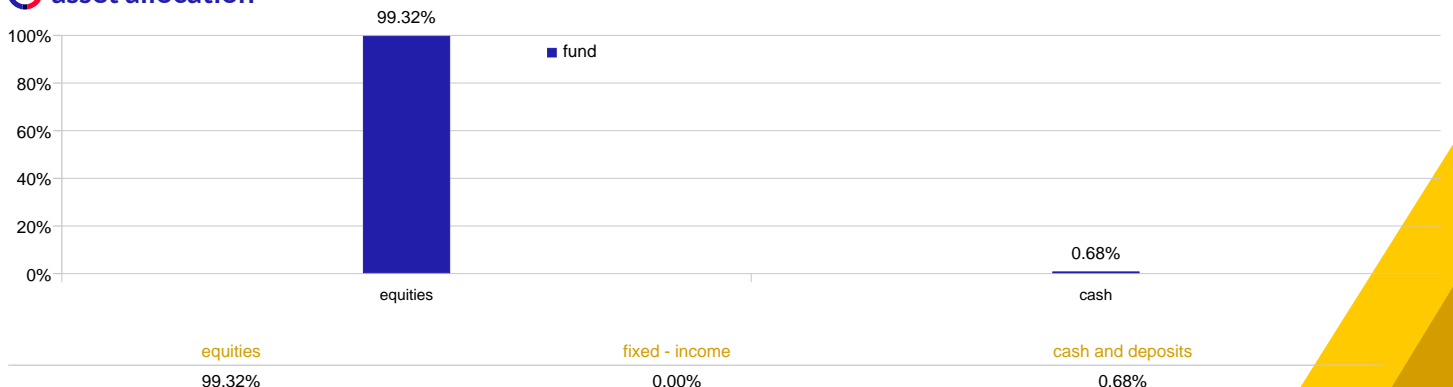
net asset value per investment certificate (PLN)



Past performance does not indicate future returns.

| | 1m | 3m | 6m | 12m | 36m | 60m | 120m | YTD | max | |
|---------------|--------|--------|---------|---------|---------|--------|--------|---------|--------|--------|
| certificate A | -0.75% | -2.93% | -11.54% | -2.08% | -14.70% | 18.40% | 2.25% | -2.08% | 30.98% | |
| | 2015 | 2016 | 2017 | 2018 | 2019 | 2020 | 2021 | 2022 | 2023 | 2024 |
| certificate A | -9.30% | 12.95% | 0.90% | -25.85% | 12.67% | 18.89% | 16.75% | -15.02% | 2.50% | -2.08% |

asset allocation



Benchmark: No benchmark.

ESALIENS EQUITY FOCUSED CEIF

 geographical breakdown

| country | 31 Dec 2024 | 30 Nov 2024 |
|---------|-------------|-------------|
| Poland | 100.00% | 100.00% |

 currency structure data as of: 31.12.2024

| | |
|-----|--------|
| PLN | 98.24% |
| EUR | 1.76% |

 additional information

Minimum initial investment 10* certificates' value
Handling fee for 1 certificate max 2.5%
Redemption fee none

Liquidity

- trading on the regulated market (on Warsaw Stock Exchange trading days for the certificates listed on the WSE);
- redemption by the Fund:
 - the first one – not earlier than 24 months and not later than 36 months after the date on which the Certificates are admitted to listing on the WSE;
 - each subsequent one – at least once every six months.

Additional investments

Only on subsequent, precisely fixed subscription dates
A subscription is only allowed via a securities account maintained by members of the distribution consortium.

- except for cases specified in the prospectus

 top 10 holdings**market cap exposure*:**

| | |
|---------------------------------|--------|
| large cap (> PLN 1 billion) | 55.82% |
| mid cap (PLN 500 m – 1 billion) | 4.44% |
| small cap (< PLN 500 m) | 39.74% |

*data as of 31 Dec 2024

 important information - read carefully

This is an advertising information. This material does not contain sufficient information to make an investment decision. The promoted investment means the purchase of investment certificates.

This document is intended for advertising purposes only; the graphs, charts and tables included therein are for illustration purposes only and do not constitute forecasts. This document does not constitute an offer, investment advice or recommendation with respect to the purchase or sale of any financial instruments.

Subscription terms and conditions, the description of risk factors and detailed information concerning the ESALIENS Equity Focused CEIF concentrated equity closed-end investment fund are included in the Fund's Articles of Association and the prospectus concerning the fund's investment certificates available at the registered office of the Management Company (Ul. Warecka 11a, Warszawa), on the www.dmbh.pl website (during the time when the certificate series in question is offered) and on the www.skoncentrowany.pl website. The fund's net asset value exhibits significant volatility owing to the composition of its investment portfolio. Past performance is no guarantee of future returns. The fund's performance is reported before capital gains tax and the fees related to the investment certificates offered. Individual rates of return depend on the purchase and redemption dates of investment certificates as well as on the amount of the administration fee charged and the amount of tax due.

The fund does not guarantee that the investment objective will be achieved or that a specific investment result will be achieved. Certificate holders must take into account the possibility of losing at least part of the deposited funds. Before investing, the investor should read the prospectus concerning the fund's investment certificates carefully. Returns on investments in investment funds obtained by natural persons are subject to capital gains tax. Source of data: ESALIENS TFI SA calculations.

ESALIENS TFI SA operates based on the decision of The Securities and Exchange Commission (currently The Polish Financial Supervision Authority) dated 18 June 1998.