


ESALIENS BONDS

risk profile



Risk indicator is presented in accordance with the Key Information (KID). The indicator is calculated based on the historical volatility of the sub-fund's rates of return resulting from the implemented investment policy and may change in the future. Even the lowest risk category does not mean that the sub-fund is risk-free. Other risk factors related to investing in the sub-fund, which are not included in the indicator, are presented in the Key Information (KID) and the Fund Prospectus.

investor's profile

The subfund is designed for a conservative investor, who accepts a relatively low investment risk and expects profit that is only slightly higher than the one on bank deposits and money market funds, resulting from i.a. the change in interest rates. The evaluation of subfund's performance should not be made for a period shorter than 1 year.

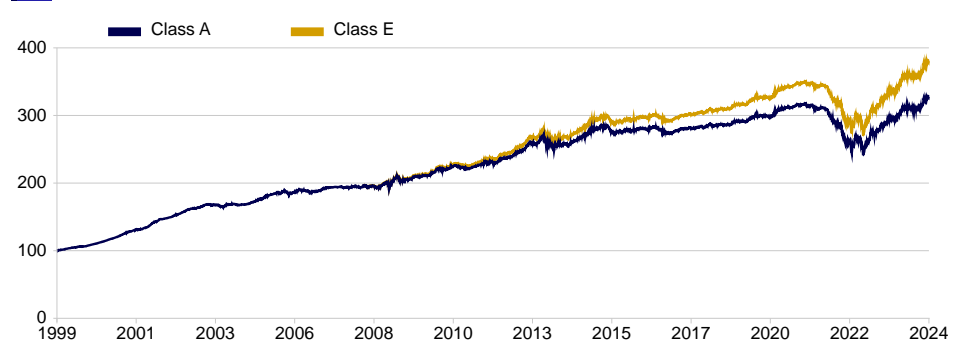
investment process

The subfund's objective is to generate income from the subfund's net investments. The subfund invests its assets in debt instruments, and in particular in Treasury bills as well as in fixed-rate and floating-rate Treasury bonds. Additionally, the subfund's assets may be invested in short-term, mid-term and long-term debt securities. Ideally, the subfund allocates 100% of its assets in Treasury bonds. The fundamental criterion for the selection of portfolio investments is the achievement of the highest possible rate of return on assets, while mitigating the issuer's default risk, the market risk related to securities price volatility, risk related to the loss of value of the security, interest rate risk, foreign exchange risk, and liquidity risk. The sub-fund is actively managed.

subfund details

Type	fixed income subfund	
Subfund size	PLN 355.7 m	
	Class A	Class E
Launch date	04 Jan 1999	16 Jan 2008
Minimum payment	PLN 100	PLN 10
Net asset value per unit (NAV per unit)	PLN 327.71	PLN 380.54
Investment grade securities in fixed-income class	99.10%	
Effective duration of fixed - income part: of fund (in years)	5.42	

net asset value per unit (PLN)



Past performance does not indicate future returns.

risk statistics

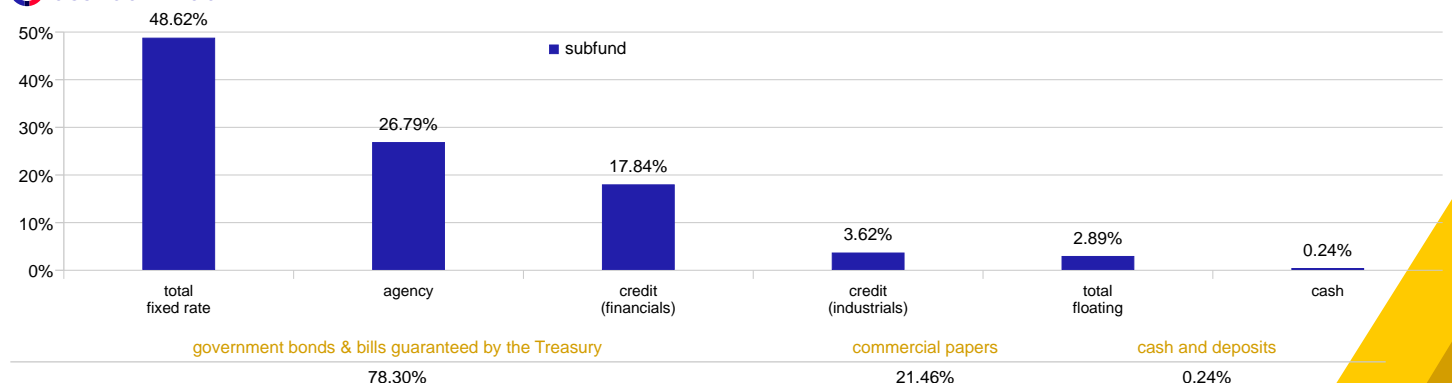
	1 year	3 years
Standard Deviation	1.2%	2.5%
Sharpe Ratio	0.37	0.00

	1m	3m	6m	12m	36m	60m	120m	YTD	max
Class A	1.59%	4.82%	4.80%	11.09%	6.33%	9.54%	19.07%	5.28%	227.71%
Class E	1.81%	5.35%	5.55%	13.34%	11.31%	16.62%	32.02%	6.33%	95.25%

	2014	2015	2016	2017	2018	2019	2020	2021	2022	2023
Class A	8.52%	-0.72%	-1.42%	3.24%	2.68%	2.78%	5.79%	-9.30%	-8.04%	18.12%
Class E	9.41%	0.09%	-0.62%	4.08%	3.51%	3.63%	6.65%	-8.47%	-7.13%	20.95%
benchmark	9.95%	1.33%	0.17%	5.04%	4.92%	4.14%	6.68%	-10.65%	-	-

Benchmark: 100% the Citigroup Poland Government Bond Index All Maturities Local Terms (representing the rate of return of Polish Treasury debt securities with maturities of more than 1 year, weighted by their share in the total value of issues) until 28.12.2022

asset allocation



ESALIENS BONDS

fees

Maximum up front (load)	3.20%
Fixed management fee (Class A)	1.50%
Benchmark portfolio (for variable management remuneration)	90% TBSP Index + 10% WIRON
Variable management fee	20% of the fund performance above the change from the benchmark portfolio over a one-year settlement period. Details available in the Fund's prospectus .

currency structure data as of: 30.09.2024

PLN	54.31%
EUR	37.30%
USD	8.39%

geographical breakdown

country	30 Sep 2024	31 Aug 2024
Poland	88.25%	88.13%
Romania	8.18%	8.29%
Czech Rep.	2.68%	2.70%
Hungary	0.89%	0.89%

glossary

Participation unit A - offered to all the participants of the fund. The fee is collected while the participation units are purchased.

Participation unit E - offered exclusively for investment and pension plans and programmes. The fund doesn't collect any initial or final fee.

Standard Deviation - standard deviation of fund returns measures how much a fund's total returns have fluctuated in the past. Standard deviation is widely used as a basic risk measure. It shows how much a fund's annual return is likely to vary from its average annual return over a longer period. It is particularly useful when comparing two funds, in order to see which is likely to be the more volatile. The higher the standard deviation score, the more volatile the fund.

Sharpe Ratio - the Sharpe ratio measures the fund's risk adjusted return. It shows the ratio of a fund's excess return (i.e. the return in excess of that from a 'risk-free' asset, say, Treasury Bills) to the level of risk taken (i.e. the fund's standard deviation). The higher the score, the better the risk/reward trade-off of the fund.

important information - read carefully

This is an advertising information. This material does not contain sufficient information to make an investment decision. The promoted investment means the purchase of participation units.

Detailed information concerning the ESALIENS Bonds ("subfund") within ESALIENS Umbrella Open-End Investment Fund is included in the prospectus and the Key Information Documents (KID), which are available on the www.esaliens.pl website, at individual fund distribution outlets and in a written form at the registered office of the fund. The fund's prospectus and the Key Information Documents (KID) include the information required to assess the investment and indicate **the risk related to fund participation, charges, fees and information of taxes. Before investing in the subfund you should analyze the Key Information Documents (KID) concerning the selected category of the subfund's participation units as well as the funds prospectus.**

Past performance is no guarantee of future returns. The subfund's performance does not cover the capital gains tax and fees charged at the purchase of participation units. The individual rate of return depends on the purchase and redemption day, as well as on the fees and taxes collected. The fund does not guarantee that the investment objective will be achieved or that a specific investment result will be achieved. Subfund's participants must take into account the possibility of losing at least a part of the deposited funds.

The fund may invest more than 35% of its asset value in securities issued by the Treasury, the National Bank of Poland, the European Bank for Reconstruction and Development or the European Investment Bank as well as in securities issued by a Member State, a regional government or a regional government of a Member State. The fund may also invest more than 35% of the subfund's assets value in securities issued or guaranteed by the European Central Bank and the European Union.

This document is of advertising character and the graphs and charts presented herein are for illustrative purposes only. The material does not constitute an investment offer in view of the Civil Code or the Act on Public Offering, Conditions Governing the Introduction of Financial Instruments to Organised Trading, and Public Companies. The material shall not be construed as investment advice or recommendation concerning the purchase or sale of any financial instruments. Source of data: calculations of ESALIENS TFI SA, apart from the part "Risk statistics" which are supplied by Analyzy Online SA.

The source of risk profile is the subfunds Key Information Documents (KID).

ESALIENS TFI SA operates based on the decision of The Securities and Exchange Commission (currently The Polish Financial Supervision Authority) dated 18 June 1998.